

SELECTION GUIDE

Dri-Baths



ULTRASLIM LOW PROFILE!



ONE STEP OPERATION!



OUR BEST SELLING DIGITAL DRI-BATHS!



OUR BEST SELLING DRI-BATHS!

MODULAR BLOCK

	Type	Temperature Range	Capacity	Removable Blocks	Temperature Control	Page
ULTRASLIM LOW PROFILE!	DB104200	AMB to 160°C	One Block	Yes	±0.1°C	28
	DB104300	AMB to 160°C	Two Block	Yes	±0.1°C	28
	DB104400	AMB to 160°C	Three Block	Yes	±0.1°C	28
OUR BEST SELLING DRI-BATHS!	DB17600	AMB to 110°C	One Block	Yes	±0.5°C	29
	DB28100	AMB to 140°C	Three Block	Yes	±0.5°C	29
SPACE SAVING DESIGN!	E5401	AMB to 200°C	One Block	Yes	±0.1°C	31
	E5111	AMB to 110°C	Four Block	Yes	±0.1°C	31
OUR BEST SELLING DIGITAL DRI-BATH!	2000	AMB to 130°C	One to Six Block	Yes	±0.1°C	32
	2050	AMB to 130°C	One to Six Block	Yes	±0.1°C	32
HIGHEST TEMPERATURE!	2005	AMB to 200°C	One to Six Block	Yes	±0.2°C	33

FIXED BLOCK

ONE STEP OPERATION!	DB12200	AMB to 60°C	40 Well Block	No	±0.5°C	35
	DB5900	AMB to 60°C	10 Well Block	No	±0.5°C	35

HEATING AND COOLING

ONE DRI-BATH, TWO TEMPERATURE RANGES!	DB82200	-10°C to 70°C	Two Block	Yes	±0.2°C	36
--	---------	---------------	-----------	-----	--------	----

SELECTION GUIDE

Dri-Baths




STATE OF THE ART UNITIZED DESIGN!



COMPACT TOP OF THE LINE!



MOST ECONOMICAL!



COMBINATORIAL CHEMIST'S CHOICE!

CHILLING AND STIRRING

	Type	Temperature Range	Capacity	Removable Blocks	Temperature Control	Page
<i>STATE OF THE ART UNITIZED DESIGN!</i>	RS1050	-30°C to 70°C	10 Well Block	No	±0.5°C	37
	RS2550	-30°C to 50°C	25 Well Block	No	±0.5°C	37
	RS5050	-30°C to 50°C	50 Well Block	No	±0.5°C	37
	RS2480	-80°C to 50°C	24 Well Block	No	±0.5°C	37

HEATING AND STIRRING

<i>MOST ECONOMICAL!</i>	RS600	AMB +5°C to 150°C	6 Well Block	No	±0.5°C	38
	RS900	AMB +5°C to 150°C	10 Well Block	No	±0.5°C	39
<i>COMPACT TOP OF THE LINE!</i>	RS1000	AMB +5°C to 150°C	10 Well Block	No	±0.5°C	40-41
	RS2400	AMB +5°C to 150°C	24 Well Block	No	±0.5°C	40-41
	RS2500	AMB +5°C to 150°C	25 Well Block	No	±0.5°C	40-41
	RS5000	AMB +5°C to 150°C	50 Well Block	No	±0.5°C	40-41

HEATING AND AGITATING

<i>COMBINATORIAL CHEMIST'S CHOICE!</i>	RS6000	AMB +5°C to 150°C	Many Options	Yes	±0.5°C	42
<i>LOW COST, COMPACT DESIGN!</i>	4650	AMB +5°C to 150°C	Two Block	Yes	±0.5°C	43

Dri-Baths

MODULAR BLOCK

Thermolyne

Type DB104300 Dri-Bath



ULTRASLIM LOW PROFILE!

- — Temperature range to 160°C
- — Choose from 1, 2, or 3 block models
- — Superior temperature stability of $\pm 0.1^\circ\text{C}$



PRODUCT SPECIFICATIONS

Type	Description	Overall Dimensions Inches (cm)			Control Stability	Shipping Weight Lb. (kg)
		W	H	D		
DB104200	Single Block	6.4 (16.2)	3.3 (8.4)	8.9 (22.6)	$\pm 0.1^\circ\text{C}$	3.1 (1.4)
DB104300	Double Block	6.4 (16.2)	3.3 (8.4)	12 (30.5)	$\pm 0.1^\circ\text{C}$	4.8 (2.2)
DB104400	Triple Block	6.4 (16.2)	3.5 (8.8)	15 (38.1)	$\pm 0.1^\circ\text{C}$	7.1 (3.2)

ORDERING INFORMATION

Model #	Volts	Electrical (50/60 Hertz) Amps	Watts	Operating Temp Range $^\circ\text{C}$	US List Price
DB104215	120	0.7	85	Amb. - 160°	\$436.00
DB104210-33	240	0.4	85	Amb. - 160°	\$436.00
DB104325	120	1.4	170	Amb. - 160°	\$492.00
DB104320-33	240	0.7	170	Amb. - 160°	\$492.00
DB104435	120	2.1	250	Amb. - 160°	\$581.00
DB104430-33	240	1	250	Amb. - 160°	\$558.00

-33 model CE marked.

PRODUCT DESCRIPTION

- Customized to your needs with easily removed modular blocks.
- Units available for one, two or three blocks. Blocks sold separately. See Thermolyne modular block page.
- Must use Thermolyne modular block.
- The low profile makes sample transfer a snap.
- Angled face plate provides an excellent view of the controls to further increase the ease of use.
- Compact low profile design features an ultra slim width to save valuable bench space.
- Powder coat paint resists stains and scratches in the harshest environments.
- Rugged anodized aluminum blocks provide excellent heat transfer to your samples.

OPERATION

- Indentions in the knob controller lets you click the unit to your set point and locks into place.
- Two temperature setting controls allow set-point selection in two quick steps. The temperature is easily set by adjusting the course adj knob to your desired temperature. After the unit stabilizes, you simply read the thermometer and adjust the fine knob to go directly to your set point.

48 Hour or Sooner
Express Shipping
Guaranteed!*



*see inside front cover for details

Dri-Baths

MODULAR BLOCK

Thermolyne

Type DB17600 and DB28100 Dri-Baths



OUR BEST SELLING DRI-BATHS!

- — Customize your bath with a removable block
- — Available in single or three block models

PRODUCT SPECIFICATIONS

Type	Description	Overall Dimensions Inches (cm)			Control Stability	Shipping Weight Lb. (kg)
		W	H	D		
DB17600	Single block	6.0 (15.2)	4.0 (10.1)	9.0 (22.8)	±0.5°C	3.5 (1.5)
DB28100	Triple block	12.0 (30.5)	4.0 (10.1)	9.0 (22.8)	±0.5°C	7.0 (3.1)

ORDERING INFORMATION

Model #	Volts	Electrical (50/60 Hertz) Amps	Watts	Standard Calibration Range	US List Price
DB17615	120	.63	75	Amb-110°C	\$236.00
DB17610	240	.44	75	Amb-110°C	\$236.00
DB28125	120	2.1	250	Amb-140°C	\$497.00
DB28120	240	1.0	250	Amb-140°C	\$522.00

PRODUCT DESCRIPTION

- Dri-baths can be customized by choosing the modular blocks with well sizes to fit specific applications. Modular blocks sold separately.
- Aluminum modular blocks provide excellent heat transfer to tube contents to enhance your testing results.
- All blocks include thermometer well for easily measuring block temperature.
- Must use Thermolyne modular block.
- Adjustable temperature range with superior temperature control:
 - Type DB17600 models: ±0.5°C to 110°C.
 - Type DB28100 models: ±0.5°C to 140°C.
- Compact design saves valuable counter space.

OPERATION

- Two separate thermostats on the Type DB28100 provide low range or high range operation. The low range knob controls temperature settings from 30°C to 80°C. The high range knob controls temperature settings from 70°C to 140°C.

48 Hour or Sooner
Express Shipping
Guaranteed!*



*see inside front cover for details

Dri-Baths

MODULAR BLOCK ACCESSORIES

Thermolyne

Modular Blocks



A BLOCK FOR ANY APPLICATION!

- — Versatile
- — Anodized coating resists the harshest environments

ORDERING INFORMATION

Block Dimensions: Inches (cm)—3 (7.6)W x 2 (5)H x 4 (10.1)D
Block Well Depth: 48 mm

Model #	Tube Size (mm)	# of Wells	Max Tube Size (mm)	Well Volume (ml)	US List Price
BK165X3A	6	30	6.5	.62	\$80.00
BK165X4A	10	20	10.75	2.4	\$80.00
BK165X12A	12	20	12.75	4.1	\$80.00
BK165X5A	13	20	13.75	4.5	\$80.00
BK165X6A	15	12	15.75	6.3	\$80.00
BK165X7A	16	12	16.75	7.4	\$80.00
BK165X13A	18	12	18.75	9.8	\$80.00
BK165X8A	20	12	20.75	12.2	\$80.00
BK165X9A	25	6	25.75	19.9	\$80.00
BK165X17A	1.5 ml micro tube block, 20 tube capacity				\$84.00
BK165X20A	0.5 ml micro tube block, 30 tube capacity				\$113.00
BK165X2A	Solid aluminum block to be machined by user				\$80.00
BK165X21A	1Cuvette block, 12 cuvette capacity				\$92.00
ME384X1	Optional 6"(15.2 cm) Thermometer				\$78.50

PRODUCT DESCRIPTION

- Solid anodized aluminum blocks resist the harshest environments and provide maximum heat retention.
- All blocks include thermometer well for easily measuring block temperature.
- Fit all Thermolyne brand modular block dri-baths.

Optional Thermometer: Optional 6" (15.2 cm) long thermometer for exact temperature measurement of aluminum block. 30-100°C range in 1° divisions. Accuracy of ±1.0°C; ±0.5°C at 50°C. Part # ME384X1.



48 Hour or Sooner
Express Shipping
Guaranteed!*



*see inside front cover for details

Dri-Baths

DIGITAL MODULAR BLOCK

Thermolyne

Digi-Block and Digi-Block Jr.



Includes
FREE
Built-in
Precision
Temperature
Probe

SPACE SAVING DESIGN!

- — Precise dry heating
- — Time saving digital control
- — NIST traceable



PRODUCT SPECIFICATIONS

Model	Digi-Block	Digi-Block Jr
Uniformity	+0.1°C	+0.1°C
Temperature display accuracy	@ 37°C - +0.2°C	@ 37°C - +0.2°C
Temperature display accuracy	@ 100°C - +0.5°C	@ 100°C - +0.5°C
Capacity	Accepts up to 3 blocks	Accepts 1 block
Temperature range	Amb. to 200° by 0.1°C	Amb. to 110° by 0.1°C
Time to max./min. temp. (min.)	15	
Interface	None	
Overall dimensions Inches(cm) WxDxH	6.7(17)x15.4(39)x5(12)	4.3(11)x6.3(16)x6(15)
Shipping Weight Lb. (kg)	10(4.5)	4.6(2.1)

ACCESSORIES

Model #	Descriptions	US List Price
9003	Calibration Block	\$115.00
9004	Calibration Thermometer	\$442.00
5034	Block, holds 24 8mm (0.5ml) microcentrifuge tubes	\$83.00
5035	Block, holds 24 10mm (1.5ml) microcentrifuge tubes	\$83.00
5036	Block, holds 24 6mm tubes	\$83.00
5037	Block, holds 24 12mm or 13mm tubes (13.4mm)	\$83.00
5038	Block, holds 6 20mm tubes	\$83.00
5039	Block, holds 6 25mm tubes	\$83.00
5040	Block, solid, use as a hot plate	\$83.00
5041	Block, holds 9 15-16mm tubes	\$83.00
5042	Block, holds 9 cuvettes, 12.7mm(1/2") square	\$83.00

ORDERING INFORMATION

Model#	Description	Electrical (50/60 Hertz) Volts	Watts	US List Price
5401	DIGI-BLOCK	120V	300	\$988.00
5402	DIGI-BLOCK	230V	300	\$988.00
5111	DIGI-BLOCK JR, single block	120V	100	\$598.00
5112	DIGI-BLOCK JR, single block	230V	100	\$598.00

PRODUCT DESCRIPTION

- Digi-block dri-baths provide safe, compact, dry heat for a wide variety of clinical and general chemistry applications.
- Interchangeable blocks accommodate test tubes, microcentrifuge tubes and cuvettes.
- Aluminum plate under blocks assures even heat distribution and eliminates the possibility of heater burn-out.
- Precision temperature probe fits directly into the blocks to provide the most accurate temperature readings and control possible.
- Control panel simultaneously displays the actual temperature and set temperature to $\pm 0.1^\circ\text{C}$.

OPERATION

- Digital temperature control eliminates time consuming readjustments. Press the up or down key to set desired temperature on digital display.
- Microprocessor automatically minimizes temperature over-shoot. Set point is locked into the digital memory to eliminate temperature drift.
- DIGI-BLOCK resumes control at your set point after power interruptions.
- DIGI-BLOCK design eliminates accidental temperature changes caused by easily bumped buttons or control dials.
- NIST traceable thermometer and calibration block enable user to calibrate the digital display against a NIST traceable reference thermometer.

48 Hour or Sooner
Express Shipping
Guaranteed!*



*see inside front cover for details

Dri-Baths

DIGITAL MODULAR BLOCK

Lab-Line

Model 2002 and 2000 Dri-Baths



Digital Version Includes FREE Temperature Probe

OUR BEST SELLING DIGITAL DRI-BATH!

- — Temperature sensing probe system ensures accurate block temperature
- — Choose from 1, 2, 3, 4, and 6 block models
- ★ — 24 Month Warranty

ORDERING INFORMATION

Microprocessor Controlled Dri-Baths

Model #	Description	Electrical (120V- 50 Hz., 240V-50/60 Hz.)			Overall Dimensions Inches (cm)			Shipping Weight Lb. (kg)	US List Price
		Volts	Amps	Watts	W	H	D		
2000	Single block	120	0.83	100	8.6(22)	3.4(9)	7.5(19)	5(2)	\$588.00
2000-1	Single block	240	0.42	100	8.6(22)	3.4(9)	7.5(19)	5(2)	\$608.00
2001	Double block	120	1.25	150	8.6(22)	3.4(9)	10.5(27)	6(3)	\$650.00
2001-1	Double block	240	0.63	150	8.6(22)	3.4(9)	10.5(27)	6(3)	\$676.00
2002	Triple block	120	1.67	200	8.6(22)	3.4(9)	13.5(34)	8(4)	\$816.00
2002-1	Triple block	240	0.83	200	8.6(22)	3.4(9)	13.5(34)	8(4)	\$842.00
2003	Four block	120	2.5	300	10.9(28)	3.4(9)	12.1(31)	8(4)	\$915.00
2003-1	Four block	240	1.25	300	10.9(28)	3.4(9)	12.1(31)	8(4)	\$915.00
2004	Six block	120	3.33	400	10.9(28)	3.4(9)	15.9(40)	10(5)	\$1056.00
2004-1	Six block	240	1.67	400	10.9(28)	3.4(9)	15.9(40)	10(5)	\$1092.00

Bimetallic controlled Dri-Baths

2050	Single block	120	0.83	100	6.2(16)	3.4(9)	7.6(19)	5(2)	\$250.00
2050-1	Single block	240	0.42	100	6.2(16)	3.4(9)	7.6(19)	5(2)	\$260.00
2052	Double block	120	1.25	150	8.3(21)	3.4(9)	8.6(22)	6(3)	\$447.00
2052-1	Double block	240	0.63	150	8.3(21)	3.4(9)	8.6(22)	6(3)	\$458.00
2053	Triple block	120	1.67	200	11.25(29)	3.4(9)	9.25(24)	8(4)	\$588.00
2053-1	Triple block	240	0.83	200	11.25(29)	3.4(9)	9.25(24)	8(4)	\$608.00
2054	Four block	120	2.50	300	8.3(21)	3.4(9)	12.4(31)	8(4)	\$671.00
2054-1	Four block	240	1.25	300	8.3(21)	3.4(9)	12.4(31)	8(4)	\$692.00
2056	Six block	120	3.33	400	11.25(29)	3.4(9)	12.9(33)	10(5)	\$863.00
2056-1	Six block	240	1.67	400	11.25(29)	3.4(9)	12.9(33)	10(5)	\$894.00

All models include heavy duty 3-wire line cord and block puller; 120 volt models include plug.

48 Hour or Sooner
Express Shipping
Guaranteed!*



*see inside front cover for details



PRODUCT DESCRIPTION

- Compact design conserves valuable bench space.
- Powder coated steel body construction.
- Series 2000 models utilize a PID microprocessor controller with digital temperature set and easy-to-read LED display.
- Series 2050 models feature a bimetallic dual thermostat control system.
- Models hold 1-6 interchangeable modular blocks to accommodate a variety of glassware. Modular blocks sold separately.
- Use Lab-Line brand blocks.

OPERATION

- Temperature range: slightly above ambient to 130°C.
- Uniformity:
Series 2000 $\pm 0.1^{\circ}\text{C}$
Series 2050 $\pm 0.5^{\circ}\text{C}$

Dri-Baths

MODULAR BLOCK

Lab-Line

High Temperature Modular Blocks



Includes
FREE
Built-in
Temperature
Probe

HIGHEST TEMPERATURE!

- — Temperature range to 200°C
- — Choose from 1, 2, 3, 4, or 6 block models
- — Temperature sensing probe system ensures accurate block temperature
- ★ — 24 Month Warranty

PRODUCT DESCRIPTION

- Provide uniform dry heating for cuvettes, microcentrifuge tubes, titer plates and test tubes.
- Close contact of tubes to block walls provides excellent heat transfer.
- Blocks include thermometer well for monitoring block temperature. Modular blocks sold separately.
- Solid black anodized aluminum blocks provide greater heat retention.
- Compact design conserves valuable bench top space.
- Powder coated steel body construction.
- Block puller included with all models.
- Use only Lab-Line modular blocks.

OPERATION

- Temperature uniformity $\pm 0.2^{\circ}\text{C}$.
- Temperature control of $\pm 0.1^{\circ}\text{C}$.

APPLICATIONS

- Food sciences.
- Chemistry.
- Hematology.
- Denaturing.
- Incubation.
- Pathology.

PRODUCT SPECIFICATIONS

Model #	W	Overall Dimensions Inches (cm)		Shipping Weight Lb. (kg)
		H	D	
2005	8.6 (22)	3.4 (9)	7.5 (19)	5 (2)
2005-1	8.6 (22)	3.4 (9)	7.5 (19)	5 (2)
2006	8.6 (22)	3.4 (9)	10.5 (27)	6 (3)
2006-1	8.6 (22)	3.4 (9)	10.5 (27)	6 (3)
2007	8.6 (22)	3.4 (9)	13.5 (34)	8 (4)
2007-1	8.6 (22)	3.4 (9)	13.5 (34)	8 (4)
2008	10.9 (28)	3.4 (9)	12.1 (31)	8 (4)
2008-1	10.9 (28)	3.4 (9)	12.1 (31)	8 (4)
2009	10.9 (28)	3.4 (9)	15.9 (40)	10 (5)
2009-1	10.9 (28)	3.4 (9)	15.9 (40)	10 (5)

All models include heavy duty 3-wire line cord and block puller; 120 volt models include plug.

ORDERING INFORMATION

Model #	Volts	Hz	Amps	Watts	# of Modular Blocks Units Can Hold	US List Price
2005	120	50	1.7	200	1	\$870.00
2005-1	240	50/60	0.8	200	1	\$900.00
2006	120	50	2.1	250	2	\$967.00
2006-1	240	50/60	1.0	250	2	\$965.00
2007	120	50	2.5	300	3	\$1085.00
2007-1	240	50/60	1.3	300	3	\$1115.00
2008	120	50	3.3	400	4	\$1180.00
2008-1	240	50/60	1.7	400	4	\$1210.00
2009	120	50	4.2	500	6	\$1362.00
2009-1	240	50/60	2.1	500	6	\$1355.00

All models include heavy duty 3-wire line cord and block puller; 120 volt models include plug.

Dri-Baths

MODULAR BLOCK ACCESSORIES


Lab-Line

Model 2069, 2071
and 2072



- — Excellent heat transfer
- — Anodized aluminum provides greater heat transfer
- — Choose from many varieties

Model 2064 and 2065



PRODUCT DESCRIPTION

- Close contact of tubes to block walls provides excellent heat transfer.
- Blocks include thermometer well for monitoring block temperatures.
- Solid black anodized aluminum blocks for greater heat retention.
- Block puller included with all models.
- For use with all Lab-Line brand modular dri-baths.
- Single block size: 3.75" W x 2" H x 2.9" D (9.5 x 5.1 x 7.4 cm).

ORDERING INFORMATION

Model #	Description	Opening Diameter Inches (cm)	US List Price
2058	Modular block: holds 30, 0.5 ml tubes and 19 .2 ml tubes	0.29 (7.5) taper, 0.25 (6.4) taper	\$106.00
2059	Modular block: holds 79, 0.2 ml tubes	0.25 (6.4) taper	\$135.00
2064	Modular block: holds 1 titer plate, direct contact base, size of two blocks	-	\$234.00
2065	Modular block: holds 1 titer plate, size of two blocks	-	\$128.00
2066	Modular block: holds 12, 10 mm cuvettes	0.5 (12.5) square	\$90.00
2068	Modular block: holds 30, 8 mm microcentrifuge tubes (tapered for 0.5 ml centrifuge tubes)		\$75.00
2069	Modular block: holds 20, 10 mm microcentrifuge tubes (tapered for 1.5 ml microcentrifuge tubes)		\$75.00
2070	Modular block: holds 30, 6 mm test tubes	0.31 (7.9)	\$70.00
2071	Modular block: holds 24, 10 mm test tubes	0.4 (10.3)	\$70.00
2072*	Modular block: holds 22, 12 mm and 13 mm test tubes	0.53 (13.5)	\$70.00
2073	Modular block: holds 12, 15 mm and 16 mm test tubes	0.68 (17.5)	\$70.00
2074	Modular block: holds eight, 20 mm test tubes	0.81 (20.6)	\$70.00
2075	Modular block: holds six, 25 mm test tubes	1 (25.4)	\$70.00
2076	Modular block: holds three, 25 mm test tubes; five, 12 or 13 mm test tubes and six, 6 mm test tubes	1 (25.4) 0.53 (13.5) 0.31 (7.5)	\$70.00
2078*	Modular block: solid, use as a hot plate		\$70.00
2080	Dri-bath chamber: size of four blocks		\$90.00
2081	Modular block: holds 12, 17 mm and 18 mm test tubes	0.75 (19)	\$77.00
2083	Modular block: holds one titer plate (or 96, 0.2 ml tubes) and six, 0.5 ml tubes, size of 2 blocks.	0.29 (7.5) taper	\$520.00
2085*	Stainless steel cover for models 2064 and 2065		\$29.00

*Used only for Lab-Line.

Dri-Baths

FIXED BLOCK

Thermolyne

Type DB12200 and DB5900 Dri-Baths



ONE STEP OPERATION!

- — Calibrated with NIST Standard
- — Choice of 10 or 40 wells
- — Anodized aluminum block provides maximum heat transfer



PRODUCT DESCRIPTION

- Anodized aluminum heating block provides excellent heat transfer to your test tubes for maximum uniformity and reliable results.
- Baked-on enamel finish resists harsh chemicals and hard usage.
- Type DB5900 accommodates 10, 13 mm tubes. Type DB12200 accommodates 40, 12 mm tubes.
- Type DB5900 cradle design permits tube rocking for sample agitation.
- Type DB5900 numbered wells allow for easy test tube identification.
- Clear acrylic side windows on Type DB5900 permit observation of colormetric changes.

OPERATION

- Versatile operating range of ambient to 60°C, ± 0.5°C. Just dial in the desired temperature.
- No need to unplug; designed for continuous use.
- Test tubes and cuvettes stay dry during incubations to eliminate mess and contamination.

PRODUCT SPECIFICATIONS

Type	Well Dimensions (mm)		Overall Dimensions Inches (cm)			Shipping Weight Lb. (kg)
	Diameter	Depth	W	H	D	
DB5900	13	51	9.0 (22.8)	3.13 (7.9)	2.13 (5.4)	2.5 (1.1)
DB12200	12	26	8.75 (22.2)	3.25 (8.2)	4.5 (11.4)	5.25 (2.3)

ORDERING INFORMATION

Model #	Electrical (50/60 Hertz)			Standard Calibration	# of Wells	US List Price
	Volts	Amps	Watts			
DB5915E	120	1.0	120	37°C	10	\$411.00
DB5910E	240	0.5	120	37°C	10	\$411.00
DB12215E*	120	0.33	40	37°C	40	\$567.00
DB12210E	240	0.24	40	37°C	40	\$567.00

APPLICATIONS FOR ALL MODELS

- General sample incubation.
- Blood chemistries.
- Coombs tests.
- Blood crossmatching tests.
- Compatibility and antibody testing.
- Typing.
- Immunohematologic incubating.
- RIA-aldoosterone incubating.

APPLICATIONS MODEL DB5900

- Colormetric tests.
- Coagulation studies.
- VDRL Test.
- Activated clotting times.
- Serology procedures.
- Urine and blood cultures.



*see inside front cover for details

Dri-Baths

HEATING AND COOLING

Thermolyne

Type DB82200 Dri Bath



ONE DRI-BATH, TWO TEMPERATURE RANGES!

- — Heating and cooling dri-bath
- — Digital timer
- — Dual set points

PRODUCT DESCRIPTION

- Interchangeable blocks give you the flexibility to use a variety of microcentrifuge tubes; including 1.5 ml, 0.5 ml and 0.2 ml. This unit will also hold both 1.5 ml and 0.5 ml tubes simultaneously using 1/2 size blocks.
- Optional in-situ plate allows you to carry out portions of your in-situ procedures and store your slides on the bench.

OPERATION

- Do you repeat the same "timed" procedure day after day? Rely on the digital timer to eliminate variables in your timing process. Audible alarm sounds when finished.
- Dual set points allow both a hot (amb. to 70°C) and cold (amb. to -10°C) temperature to be stored in memory.
- Digital readout displays temperature in 0.1°C increments.

APPLICATIONS

- Thermo Kool dri-bath replaces ice buckets, eliminating a source of contamination when transforming or preparing competent cells.
- Perform ligations without the need for cold rooms or refrigerators.
- Store restriction enzymes or samples on the bench while you work.
- Various molecular biology experiments.
- Low temperature DNA & protein precipitations.
- Timed enzyme assays.
- Any experiment that requires precise temperature control.

PRODUCT SPECIFICATIONS

Overall Dimensions (W x H x D)	11.5" x 8.2" x 10.1" (29.2 x 20.8 x 25.7 cm)
Block Chamber (W x H x D)	6" x 2" x 3.5" (15.2 x 5.1 x 8.9 cm)
Shipping Weight	22 lb. (10 kg)
Control Stability	±0.2°C
Operating Temperature Range	-10° - 70°C
Sample Specifications	Uniformity: ±0.3°C, Stability: ±0.2°C.

ORDERING INFORMATION

Model #	Volts	Electrical (50/60 Hertz) Amps	Watts	US List Price
DB82225	120	2.0	203	\$1524.00
DB82220-26	208-240	1.0	203	\$1524.00

-33 models are CE marked

ACCESSORIES (REQUIRED)

Model #	Description	Total Wells	US List Price
BK822X3B	20 well, 1.5 ml, half size block (two required)	40	\$118.00
BK822X2B	24 well, 0.5 ml, half size block (two required)	40	\$118.00
BK822X1B	96 well, 0.2 ml, full size block	96	\$118.00
AY802X3	In-situ slide plate (fits into 96 well, 0.2 ml block)	4 slides	\$375.00

48 Hour or Sooner
Express Shipping
Guaranteed!*



*see inside front cover for details

Dri - Baths

STEM CHILLING AND STIRRING

Electrothermal

RS1050 Reacto Station™



STATE OF THE ART UNITIZED DESIGN!

- — Achieve as low as -80°C performance
- — Uses a CFC-free refrigerated gas chiller
- — Unique spring loaded closure system eliminates ice formation around the block and test tubes

PRODUCT SPECIFICATIONS

Model #	RS1050	RS2550	RS5050	RS2480
No. of stirred positions	10	25	50	24
Stir speed range (rpm)	400 to 2000	400 to 2000	400 to 2000	400 to 2000
Soft start (ramp/second)	Fixed	Adjustable 0 - 10	Adjustable 0 - 10	Adjustable 0 - 10
Temperature range ($^{\circ}\text{C}$)	-30 to +70	-30 to +50	-30 to +50	-80 to +50
Temperature stability ($^{\circ}\text{C}$)	± 0.5	± 0.5	± 0.5	± 0.5
Time to max./min. temp. (minutes)	40	40	60	260
Interface	RS232/485	RS232 and switched	RS232 and switched	RS232 and switched
Overall Dimensions (W x H x D)	6.3" x 6.7" x 12.1" (15.9 x 16.9 x 30.7 cm)	10.4" x 6.3" x 14.2" (26.5 x 15.9 x 35.9 cm)	14.2" x 6.3" x 21.3" (35.9 x 15.9 x 53.9 cm)	13.4" x 9.8" x 22.4" (33.9 x 24.9 x 56.9 cm)
Size of chiller (W x H x D)	11.8" x 15.7" x 7.9" (29.9 x 39.9 x 19.9 cm)	11.8" x 15.7" x 7.9" (29.9 x 39.9 x 19.9 cm)	11.8" x 15.7" x 7.9" (29.9 x 39.9 x 19.9 cm)	24" x 17.7" x 16.9" (60.9 x 44.9 x 42.9 cm)
Shipping Weight Lb. (kg)	33 (15)	37.5 (17)	44 (20)	61.5 (28)
Shipping Weight of chiller Lb. (kg)	44 (20)	44 (20)	44 (20)	94.6 (43)

PRODUCT DESCRIPTION

- Unique spring loaded closure system eliminates ice formation.
- Automatic temperature control.

OPERATION

- Adjustable stirring ramp rate allows you to ramp from 0 - 10 ramps per second.
- Powerful magnetic stirrers located beneath each position.
- Can be manually or remotely controlled by external software as part of a fully automated system through the RS232/485.

SAFETY

- Safe-to-touch heating block is surrounded by insulation.
- Temperature cutout eliminates runaway conditions.

ORDERING INFORMATION

Model#	Description	Electrical (50/60 Hertz) Volts	US List Price
PS80038	RS1050, 10, 24 mm tubes	110 VAC	\$8955.00
PS80110	RS1050, 10, 24 mm tubes	230 VAC	\$8955.00
PS80039	RS2550, 25, 24 mm tubes	110VAC	\$11685.00
PS80125	RS2550, 25, 24 mm tubes	230 VAC	\$11685.00
PS80040	RS5050, 50, 24 mm tubes	110 VAC	\$15616.00
PS80150	RS5050, 50, 24 mm tubes	230 VAC	\$15616.00
PS80066	RS2480, 24, 24 mm tubes	110 VAC	\$21500.00
PS80063	RS2480, 24, 24 mm tubes	230 VAC	\$21500.00

Add suffix "A" to all model numbers for 25 mm tube size models.

ACCESSORIES

Model #	Descriptions	US List Price
PS80011*	Adapter sleeve 24 mm to 20 mm tubes, 10/pkg.	\$175.00
PS80012*	Adapter sleeve 24 mm to 16 mm tubes, 10/pkg.	\$175.00
PS80053	Purge Hood, RS1050	\$765.00
PS80079	Purge Hood, RS2550	\$901.00
PS80080	Purge Hood, RS5050	\$919.00

*Add suffix "A" to part number if adapting a 25 mm unit.

Dri - Baths

STEM HEATING AND STIRRING

Electrothermal

RS600 Reacto Station™



MOST ECONOMICAL!

- — Powerful magnetic stirrers located beneath each position
- — Designed for six 57.5 mm dia. vessels
- — Manual operation

PRODUCT DESCRIPTION

- For heating and stirring of larger volumes (50 - 100 ml), the RS600 accommodates bottles or beakers of 57.5 mm diameter.
- Optional adapter sleeves increase product flexibility.
- Customization of well size and depth available. Contact Customer Service.
- Small footprint saves valuable laboratory bench and fume hood space.
- LED temperature display.

OPERATION

- Adjustable stirring speed from 400 to 2000 rpm.
- Adjustable stirring ramp rate allows you to ramp from 0 - 10 rps.
- Powerful magnetic stirrers located beneath each position drive a small stir bar in the test tube.
- Positive feed back through sensor allows actual solution temperature to be monitored.

SAFETY

- The heating block is surrounded by insulation so the surrounding casework remains cool to the touch.
- Temperature cutout eliminates runaway conditions.

APPLICATIONS

- Parallel reactions.
- Sample concentration.
- Denaturation.
- Combinatorial chemistry.
- Derivatisation.
- Incubation.
- Synthesis.

PRODUCT SPECIFICATIONS



Model #	RS600
No. of stirred positions	6, 57.5 mm tubes
Stir speed range (rpm)	400 to 2000
Soft start (ramp)	Adjustable 0 - 10
Temperature range (°C)	Ambient +5 to 150°C
Temperature stability (°C)	±0.5
Time to max./min. temp. (minutes)	15
Interface	None
Overall Dimensions (W x H x D)	9.6" x 12.2" x 5.3" (24.3 x 30.9 x 13.5 cm)
Shipping Weight	11 lb. (5 kg)

ORDERING INFORMATION

Model #	Description	Electrical (50/60 Hertz) Volts	US List Price
PS80043	Stem RS600, 57.5 mm	110V	\$4004.00
PS80034	Stem RS900, 57.5 mm	230V	\$4004.00

ACCESSORIES

Model #	Description	US List Price
PS80041	Adapter sleeve for 47mm bottles, 6/pkg.	\$ 205.00

Custom sizes available upon request. Call Customer Service for more information.

Optional adapter sleeves allow you to use bottles and beakers with diameters of 47 mm.



Dri-Baths

STEM HEATING AND STIRRING

Electrothermal

RS900 Reacto Station™



MOST ECONOMICAL!

- — Manual operation
- — Heats and stirs up to 10 test tubes
- — Optional reflux modules minimize sample loss

PRODUCT DESCRIPTION

- For small volumes (10 - 30 ml), the RS900 uses a standard 24 or 25 mm tube size.
- Optional adapter sleeves increase product flexibility to use 24, 20 or 16 mm tubes.
- Customization of well size and depth available. Contact Customer Service.
- Small profile saves valuable laboratory bench and fume hood space.

OPERATION

- Adjustable stirring speed from 400 to 2000 rpm.
- Adjustable stirring ramp rate allows you to ramp from 0 - 10 ramps per second.
- Powerful magnetic stirrers located beneath each position drive a small stir bar in the test tube.
- Positive feed back through sensor allows actual solution temperature to be monitored.

SAFETY

- The heating block is surrounded by insulation so the surrounding casework remains cool to the touch.
- Temperature cutout eliminates runaway conditions.

OPTIONAL REFLUX MODULE

- Optional reflux module cools the exposed portion of the test tube, minimizing sample loss through evaporation during reaction.
- Choose from a compact forced air model that requires no plumbing or a liquid cooled unit for lower temperatures and precise, uniform control across the tubes.
- Both models are fitted with a removable lid and inlet port for purging with inert gas.

PRODUCT SPECIFICATIONS

Model #	RS900 (RS900A)
No. of stirred positions	10, 24 mm tubes (10, 25 mm tubes)
Stir speed range (rpm)	400 to 2000
Soft start (ramp/second)	Adjustable 0 - 10
Temperature range (°C)	Ambient +5 to 150°C
Temperature stability (°C)	±0.5
Time to max./min. temp. (minutes)	15
Interface	None
Overall dimensions (W x H x D)	6.3" x 5.3" x 9.6" (15.9 x 13.5 x 24.3 cm)
Shipping Weight Lb.(kg)	15.4 lb. (7 kg)

ORDERING INFORMATION


Model#	Description	Electrical (50/60 Hertz) Volts	US List Price
PS80067	Stem RS900, 24 mm	110 VAC	\$4000.00
PS80068	Stem RS900, 24 mm	230 VAC	\$4000.00
PS80067A	Stem RS900, 25 mm	110VAC	\$4000.00
PS80068A	Stem RS900, 25 mm	230 VAC	\$4000.00

ACCESSORIES

Model #	Description	US List Price
PS80021	Forced air reflux unit, RS900	\$1311.00
PS80024	Liquid cooled reflux unit, RS900	\$1529.00
PS80011*	Adapter sleeve 24mm to 20 mm tubes, 10/pkg.	\$ 175.00
PS80012*	Adapter sleeve 24mm to 16 mm tubes, 10/pkg.	\$ 175.00

*Add suffix "A" to part number if adapting a 25 mm unit.

Reflux modules cool the exposed portion of the test tube minimizing sample loss through evaporation during reaction.




Dri-Baths

STEM HEATING AND STIRRING

Electrothermal

RS1000, RS2500, & RS5000
Reacto Stations™



COMPACT TOP OF THE LINE!

- — Choice of 10, 24, 25 or 50 tube models
- — Manual or automatic operation
- — LED temperature display

PRODUCT DESCRIPTION

- Choose from 10, 24, 25, or 50 tube models with tube diameters of 24 or 25 mm.
- Model RS2400 available with tube diameters of 24, 25 or 30 mm.
- Tube diameter of 25mm models can be reduced down using adapter sleeves to accommodate 24, 20 or 16 mm tube sizes.
- Rugged design for tough environments

OPERATION

- Adjustable stirring speed from 400 to 2000 rpm.
- Temperature range to 150°C or achieve 300°C with RS1000H model.
- Soft start or ramping feature allows a slow build-up to the set speed. Adjustable from 0 - 10 ramps per second up to your desired stirring speed. RS1000 models offer a fixed ramp rate.
- All racks incorporate AccuTemp™ heating technology to give excellent temperature stability across all positions (better than 0.5°C.)
- Powerful magnetic stirrers located beneath each position drive a small stir bar in the test tube.
- Heating and stirring cycles can be controlled by external software as part of a fully automated system through the RS232.
- Up to ten RS1000 or RS1000H units can be linked via their RS485 connectors and then be individually controlled, giving the additional facilities of unattended operation, speed variation and temperature ramping over user-defined time periods.
- Optional increased hole depth (50, 60, 70 mm) for RS2400, RS2500 and RS5000 available. Contact customer service for more information.

SAFETY

- The heating block is surrounded by insulation so the surrounding casework remains cool to the touch.
- Temperature cutout eliminates runaway conditions.

OPTIONAL REFLUX MODULE

- Optional reflux module cools the exposed portion of the test tube minimizing sample loss through evaporation during reaction.
- Available for use on 10, 25 and 50 tube models.
- Choose from a compact forced air model that requires no plumbing or a liquid cooled unit for lower temperatures and precise, uniform control across the tubes.
- Both models are fitted with a removable lid and inlet port for purging with inert gas.
- Reflux module lids contain holes corresponding to the position of the tubes underneath which are normally covered on the inside by a replaceable silicone membrane. This can be pierced by autosampler cannulae for automatic reagent addition under near inert conditions.

Liquid-cooled
reflux module for
RS2500



Dri-Baths

STEM HEATING AND STIRRING

Electrothermal

PRODUCT SPECIFICATIONS

Model #	RS1000 (RS1000H)	RS2400	RS2500	RS5000
No. of stirred positions	10	24	25	50
Tube diameter available	24 or 25 mm	24 or 25 mm	24 or 25	24 or 25
Stir speed range (rpm)	400 to 2000	400 to 2000	400 to 2000	400 to 2000
Soft start (ramp/second)	Fixed	Adjustable 0 - 10	Adjustable 0 - 10	Adjustable 0 - 10
Temperature range (°C)	Ambient +5 to 150°C (RS1000H - Ambient +50 to 300)	Ambient +5 to 150°C	Ambient +5 to 150°C	Ambient +5 to 150°C
Temperature stability (°C)	±0.5	±0.5	±0.5	±0.5
Time to max./min. temp. (minutes)	15 (RS1000H - 25)	30	30	30
Interface	RS232/485	RS232 and switched	RS232 and switched	RS232 and switched
Overall Dimensions (W x H x D)	3.1" x 5.5" x 11.8" (7.9 x 13.9 x 29.9 cm)	9.56" x 5.3" x 12.2" (24.3 x 13.5 x 30.9 cm)	9.56" x 5.3" x 12.2" (24.3 x 13.5 x 30.9 cm)	56" x 5.3" x 17.9" (24.3 x 13.5 x 45.5 cm)
Shipping Weight	10 lb. (4.5 kg)	33 lb. (15 kg)	33 lb. (15 kg)	33 lb. (15 kg)

ORDERING INFORMATION

Model#	Description	Electrical (50/60 Hertz) Volts	US List Price
PS80033	Stem RS1000, 10, 24 mm tubes	110 VAC	\$5788.00
PS80010	Stem RS1000, 10, 24 mm tubes	230 VAC	\$5788.00
PS80033A	Stem RS1000, 10, 25 mm tubes	110VAC	\$5788.00
PS80010A	Stem RS1000, 10, 25 mm tubes	230 VAC	\$5788.00
PS80073	Stem RS1000H, 10, 24 mm tubes	110 VAC	\$7000.00
PS80071	Stem RS1000H, 10, 24 mm tubes	230 VAC	\$7000.00
PS80073A	Stem RS1000H, 10, 25 mm tubes	110 VAC	\$7000.00
PS80071A	Stem RS1000H, 10, 25 mm tubes	230 VAC	\$7000.00
PS80054	Stem RS2400, 24, 24 mm tubes	110 VAC	\$9545.00
PS80057	Stem RS2400, 24, 4 mm tubes	230 VAC	\$9545.00
PS80054A	Stem RS2400, 24, 25 mm tubes	110 VAC	\$9545.00
PS80057A	Stem RS2400, 24, 5 mm tubes	230 VAC	\$9545.00
PS80054B	Stem RS2400, 24, 30 mm tubes	110 VAC	\$9545.00
PS80057B	Stem RS2400, 24, 30 mm tubes	230 VAC	\$9545.00
PS80036	Stem RS2500, 25, 24 mm tubes	110 VAC	\$9719.00
PS80025	Stem RS2500, 25, 24 mm tubes	230VAC	\$9719.00
PS80036A	Stem RS2500, 25, 25 mm tubes	110 VAC	\$9719.00
PS80025A	Stem RS2500, 25, 25 mm tubes	230 VAC	\$9719.00
PS80037	Stem RS5000, 50, 24 mm tubes	110 VAC	\$13650.00
PS80050	Stem RS5000, 50, 24 mm tubes	230 VAC	\$13650.00
PS80037A	Stem RS5000, 50, 25 mm tubes	110 VAC	\$13650.00
PS80050A	Stem RS5000, 50, 25 mm tubes	230 VAC	\$13650.00

ACCESSORIES

Model #	Description	US List Price
PS80021	Reflux unit, forced air, 10, 24/25 mm tubes	\$1311.00
PS80022	Reflux unit, forced air, 25, 24/25 mm tubes	\$2512.00
PS80023	Reflux unit, forced air, 50, 24/25 mm tubes	\$3495.00
PS80024	Reflux unit, liquid cooled, 10, 24 mm tubes	\$1529.00
PS80026	Reflux unit, liquid cooled, 25, 24 mm tubes	\$2512.00
PS80027	Reflux unit, liquid cooled, 50, 24 mm tubes	\$4368.00
PS80024A	Reflux unit, liquid cooled, 10, 25 mm tubes	\$1529.00
PS80026A	Reflux unit, liquid cooled, 25, 25 mm tubes	\$2512.00
PS80027A	Reflux unit, liquid cooled, 50, 25 mm tubes	\$4368.00
PS80011	Adapter sleeve 24 mm to 20 mm tubes, 10/pkg.	\$ 175.00
PS80012	Adapter sleeve 24 mm to 16 mm tubes, 10/pkg.	\$ 175.00
PS80011A	Adapter sleeve 25 mm to 20 mm tubes, 10/pkg.	\$ 175.00
PS80012A	Adapter sleeve 25mm to 16mm tubes, 10/pkg.	\$ 175.00

RS1000 with air cooled reflux module



Reflux modules cool the exposed portion of the test tube minimizing sample loss through evaporation during reaction.




Dri-Baths

STEM HEATING AND SHAKING

Electrothermal

RS6000 Reacto Station™



COMBINATORIAL CHEMIST'S CHOICE!

- — Variable speed up to full vortex
- — Removable reaction block
- — Automatic operation

PRODUCT DESCRIPTION

- Heating and shaking in one compact instrument.
- Removable reaction block for test tubes and microtitre plates can be customized to accept different vessels.
- Backlit LCD displays digital readout of actual temperature and rpm.
- Heating and stirring cycles can be controlled by external software as part of a fully automated system through the RS232.
- Up to ten units can be linked via their RS485 connectors and then be individually controlled, giving the additional facilities of unattended operation, speed variation and temperature ramping over user-defined time periods.

OPERATION

- Adjustable stirring speed from 100 to 600 rpm.
- Agitation begins with a soft start to minimize sample damage.
- Adjustable stirring ramp rate allows you to ramp from 0 - 10 ramps per second.
- Heated platform rotates in a circular orbit for efficient mixing of reactants.

SAFETY

- The heating block is surrounded by insulation so the surrounding casework remains cool to the touch.
- Temperature cutout eliminates runaway condition.

PRODUCT SPECIFICATIONS

Stir Speed Range (rpm)	100 to 600 rpm
Soft Start (ramp/second)	Adjustable 0 - 10
Temperature Stability (°C)	±0.5
Ramp Rate	25 to 80°C in 30 minutes; 25 to 150°C in 60 minutes.
Backlist LCD display	resolution to 1°C and 1 rpm
Overall Dimensions (WxHxD)	9.3" x 6.5" x 20" (23.5 x 16.5 x 50.8 cm)
Shipping Weight	30.8 lb. (14 kg)

ORDERING INFORMATION

Model#	Description	Electrical (50/60 Hertz) Volts	US List Price
PS80076	RS6000A, 100°C; no RS232	110 VAC	\$8000.00
PS80075	RS6000A, 100°C; no RS232	230 VAC	\$8000.00
PS80078	RS6000B, 150°C; no RS232	110VAC	\$9340.00
PS80077	RS6000B, 150°C; no RS232	230 VAC	\$9340.00
PS80059	RS6000C, 150°C; RS232	110 VAC	\$11794.00
PS80046	RS6000C, 150°C; RS232	230 VAC	\$11794.00

ACCESSORIES

Model #	Description	US List Price
PS80052	Reaction block for test tubes, 96, 16mm holes fitted with high temperature rubber inserts	\$3822.00
PS80064	Reaction block for test tubes, 40, 24mm holes	\$3675.00
PS80074	Reaction block for 4 x standard microtitre plates	\$2310.00
PS80047	Reaction block for 4 x 96 well PTFE microtitre plates	\$2184.00
PS80065	Reactor for Charybdis Calypso System (holds two blocks)	\$2677.00
PS80048	96 well PTFE microtitre plate, 9, 8mm ID, holds ~1.1ml	\$164.00
PS80049	96 well PTFE microtitre plate lid	\$82.00
PS80051	96 well PTFE microtitre plate complete with lid	\$219.00

Dri-Baths

HEATING AND AGITATING

Lab-Line

Model 4650



LOW COST, COMPACT DESIGN!

- — Compact, space-saving design
- — Temperature range from slightly above ambient to 60°C
- — Rotation speed from 50 to 500 rpm
- ★ — 24 Month Warranty



PRODUCT DESCRIPTION

- Includes two test tube blocks.
- Designed to provide gentle to vigorous agitation in a heated atmosphere.
- Durable cold rolled steel body construction with a powder coat finish.
- Accommodates 44, 12-33 mm test tubes.
- Removable cover included standard.

OPERATION

- Solid state speed control.
- Easy to read LED temperature display.
- Built-in electric timer can be set for timed cycles up to 15 minutes or continuous shaking.
- Automatic shut-off at end of timed cycle.

PRODUCT SPECIFICATIONS

Model #	Dimensions (with cover & handle) Inches (cm)			Shipping Weight Lb. (kg)
	W	H	D	
4650	10.1 (26)	13.4 (34)	16.5 (42)	22 (10)
4650-1	10.1 (26)	13.4 (34)	16.5 (42)	22 (10)

ORDERING INFORMATION

Model #	Volts	Hz	Amps	Watts	US List Price
4650	120	60	2.0	250	\$1732.00
4650-1	240	50	1.0	250	\$1841.00