

# EMERGENCY EQUIPMENT



**AXION MSR – MEDICALLY SUPERIOR  
RESPONSE® PRODUCTS**

**EYE/FACE WASH :: SHOWERS**

**COMBINATION UNITS**

This catalog represents a small portion of the extensive emergency equipment product line that HAWS CORPORATION® manufactures. Please visit the *Haws* website at [www.hawSCO.com](http://www.hawSCO.com) for a more comprehensive list of products.



# ABOUT HAWS®



GLOBAL CUSTOMERS



GLOBAL VISION



LOCAL SERVICE

Ingenuity is the *Haws* culture. Every day we work to address your needs and solve your challenges by applying imagination and initiative to make your job easier. *Haws* invents, manufactures and builds standardized and customized emergency response products as well as drinking fountains. With more than 8,000 distribution locations and 250 employees worldwide, we continually focus on quality, service, reliability and complete solution support.

With the invention of the drinking fountain in 1906 by Luther Haws, the Haws Sanitary Drinking Faucet Company formed in 1909 in Berkeley, California. During the 1950's, *Haws* introduced emergency drench showers and safety eyewashes into its manufacturing line. Establishing headquarters in Sparks, Nevada in 1996, *Haws* continued expanding, opening global locations Haws AG (Switzerland) in 1985, Haws Manufacturing Pte, Ltd (Singapore) in 1999, and Haws-Avlis (Brazil) in 2001. To this day, *Haws Corporation's* innovative spirit is driven by third, fourth and fifth generations of the *Haws* family.

# ANSI COMPLIANCE



## ARE YOU ANSI COMPLIANT?

### EMERGENCY EYEWASH AND SHOWER EQUIPMENT COMPLIANCE

Published by International Safety Equipment Association, ANSI Z358.1 establishes minimum performance and use requirements for eyewash and shower equipment.

#### **SIGNIFICANT REQUIREMENTS FOR *SIMULTANEOUS USE* INCLUDE:**

- Eyewash must deliver a minimum of flushing fluid at 0.4 gallons per minute (1.5 LPM) or 3 gallons per minute (11.4 LPM) for an eye/face wash
- Drench shower must deliver a minimum of 20 gallons of water per minute (75.7 LPM)
- Must be capable of simultaneous use
- Must deliver tepid flushing fluid, defined as 60° - 100° F (16° - 38° C)

**WHY TEPID WATER?** Providing The Right Water Temperature Will Provide a Comfortable Flushing Environment and Encourage a Full 15-Minute Flush To:

- Help cool burns
- Help prevent hypothermia
- Help prevent chemical absorption
- Minimize further injury



AXION®'s ground-breaking designs continue to change the emergency response landscape by offering the only *medically superior response*® solution in the industry. AXION MSR products provide a complete ANSI compliant safety solution coupled with enhanced victim comfort and injury reduction.



## ANSI Z358.1

REQUIRES THAT A CONTROLLED FLOW OF FLUSHING FLUID IS PROVIDED AT A VELOCITY LOW ENOUGH TO BE NON-INJURIOUS TO THE USER (SECTION 6.1.1)

### EYE/FACE WASH

#### INJURY REDUCTION

The trademarked inverted water streams gently flush contaminants away from sensitive glands and ducts that surround the eye. Added protection to valuable organs helps to reduce unnecessary injury.

#### VICTIM COMFORT

A predictable stream height is achieved by the smooth laminar flow of the AXION water streams, providing little disruption between water layers allowing for an eye/face wash with consistent pressure for greater user comfort.

#### DOCTOR RECOMMENDED

The only flushing technology engineered specifically to duplicate the methodology recommended and used by medical professionals.



Medically-superior AXION MSR technology combined with HAWS INTEGRATED™ custom engineering provides your facility a complete ANSI compliant safety response system.

## VALVES

### INJURY REDUCTION

Redundant anti-scald protection with internal cold water bypass and positive shut off helping reduce further injury.

### INCREASED VICTIM COMFORT

Wax-based thermostat technology for fast response time with reliable temperature control.

### FAIL-SAFE PROTECTION

Highest cold water bypass flow rate in the industry and lowest internal pressure drop to guarantee functionality.

# AXION MSR™ :: EYE/FACE WASH



## FEATURES & BENEFITS

- Stainless steel bowl with a #2L bright finish or safety green ABS plastic bowl resistant to damage from alkaline, salt solutions, most acids and sun damage
- Integral flow control
- Chrome-plated brass stay-open ball valve with a stainless steel ball and stem
- Signage and dust covers are included with all units
- Units are certified to meet the ANSI Z358.1 Standard for emergency eyewash and shower equipment

### Model 7360B-7460B

Wall-mounted eye/face wash includes AXION MSR eye/face wash head assembly. Zero vertical velocity stream engineering with even laminar flow for enhanced victim comfort, stability and effectiveness. Round 11" (28 cm) Type 304 stainless steel receptor and aluminum wall bracket for long life. Includes a mesh in-line strainer to collect line debris, and ball valve with stainless steel ball and stem for durability.

### Model 7260B-7270B

Wall-mounted eye/face wash and bowl includes the AXION MSR eye/face wash head assembly. Zero vertical velocity stream engineering with even laminar flow. Round 11" (28 cm) ABS plastic receptor and aluminum wall bracket. Includes a mesh in-line strainer and ball valve with stainless steel ball and stem.



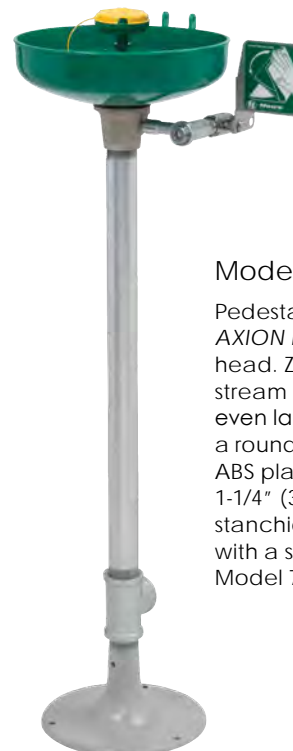
### Model 7324

Wall-mounted eye/face wash which includes the AXION MSR head assembly. Zero vertical velocity stream engineering with even laminar flow. Chrome-plated brass stay-open ball valve equipped with stainless steel ball and stem, green molded ABS plastic wall bracket, universal sign, and 1/2" (1.27 cm) inlet. Floor drain is recommended for this unit.



### Model 7777

Pedestal unit, includes a Type 304 stainless steel AXION MSR eye/face wash head. Zero vertical velocity stream engineering with even laminar flow. Features a round 11" (28 cm) Type 304 stainless steel receptor, stainless steel dust cover and 1-1/4" (3.175 cm) stainless stanchion.



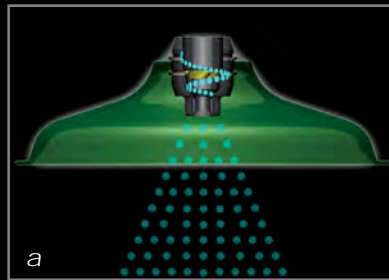
### Model 7261-7271

Pedestal unit, includes the AXION MSR eye/face wash head. Zero vertical velocity stream engineering with even laminar flow. Features a round 11" (28 cm) green ABS plastic receptor and 1-1/4" (3.175 cm) galvanized stanchion. Also available with a stainless steel bowl, Model 7361-7461.

# AXION® :: DRENCH SHOWERS

## AXION® NOZZLE

The AXION drench shower nozzle uses the latest in hydrodynamic principles to spin inlet water and break it into smaller, discrete droplets (a). It is designed to minimize the strong physical pressure that drives the water to the outer rim of normal showerheads, making the distribution equal across the entire footprint of the flow (b). This innovative design is featured on a number of shower units providing a comfortable environment by breaking the streams of water into smaller individual droplets.



### Model 8122

AXION drench shower with hydrodynamic shower design. Reduced installation time due to pre-built valve assembly and the ability to mount horizontally or vertically from any wall or ceiling. Solid construction from Schedule 40 hot-dipped galvanized steel make for a durable long-lasting product.



### Model 8130

AXION drench shower with hydrodynamic shower design. Reduced installation time due to pre-built valve assembly and the ability to mount horizontally or vertically from any wall or ceiling. Corrosion resistant Schedule 80 PVC painted safety green.



### Model 8111FP

Freeze-protected, wall-mounted drench shower features the AXION showerhead with flow control that delivers dispersed flow for uniform drenching.



### Model 8133H

Equipped with Type 304 stainless steel AXION showerhead and features a self-regulating shower stream and universal emergency sign. Reduced installation time due to pre-built valve assembly and unit's ability to be mounted horizontally from any wall.



### Model 8123

AXION hydrodynamic showerhead with Type 304 stainless steel. Universal emergency sign. Vertical or horizontal mount.





# AXION® :: COMBINATION UNITS



## Model 8300-8309

Combination shower includes the AXION MSR eye/face wash head assembly, and AXION hydrodynamic shower design. Zero vertical velocity stream engineering with even laminar flow. Features a round 11" (28 cm) Type 304 stainless steel bowl. Stainless steel push flag and pull rod, mesh in-line eye/face wash strainer and ball valves with stainless steel ball and stem. Pipe and fitting: 1-1/4" (3.175 cm). Schedule 40 hot-dipped galvanized steel.



## Model 8320-8325

Combination shower includes the AXION MSR eye/face wash head assembly. Features a round 11" (28 cm) ABS plastic bowl. Zero vertical velocity stream engineering with even laminar flow. Stainless steel push flag for eye/face wash activation, stainless steel pull rod for shower activation, mesh in-line eye/face wash strainer and ball valves with stainless steel ball and stem. Pipe and fitting: 1-1/4" (3.175 cm). Schedule 40 hot-dipped galvanized steel.



## Model 8336

Combination shower includes the AXION MSR eye/face wash head assembly and AXION showerhead. Equipped with Type 316 stainless steel ball valves and constructed of PVC pipe and fittings. Pre-built and fully water/pressure tested. Constructed from corrosion resistant green epoxy finished Schedule 80 PVC.



## Model 8330

AXION MSR eye/face wash head assembly and AXION showerhead, both in stainless steel. In-line 50 x 50 mesh water strainer, 11" (28 cm) stainless steel bowl and stainless dust cover. Solid 1-1/4" (3.175 cm) Type 304 stainless steel construction.



## Model 8317CTFP

Heat-traced combination shower combines an AXION ABS showerhead and AXION MSR eye/face wash head assembly for irrigation. Safety features include: a thermal actuator bleed valve, 120V thermostat cable double wrapped piping, 3/4" (1.905 cm) insulation and outside jacket surrounding piping to prevent freezing down to -30° F (-34.4° C). Top or bottom water supply. Rated Class 1, Division 2.



## Model 8317

Combines the use of an AXION showerhead and AXION MSR eye/face wash. Zero vertical velocity stream engineering with even laminar flow. Solid galvanized-steel construction. Eye/face wash and valve assembly are pre-built and fully water/pressure tested.

# AXION® :: COMBINATION UNITS



## Model 8300CRP-8309CRP


Corrosion-resistant combination shower and eye/face wash features the AXION MSR eye/face wash head assembly and the AXION hydrodynamic shower design. Eye/face wash streams provide zero vertical velocity stream engineering with even laminar flow. Stainless steel push flag for eye/face wash activation, stainless steel pull rod for shower activation, mesh in-line eyewash strainer and a round 11" (28 cm) Type 304 stainless steel bowl.



## Model 8309WC

Barrier-free combination shower eye/face wash, including AXION MSR eye/face wash head assembly. Features a round 11" (28 cm) Type 304 stainless steel bowl. Zero vertical velocity stream engineering with even laminar flow. AXION ABS plastic drench showerhead with flow control delivers dispersed flow for uniform drenching. Barrier-free design offers a low profile loop assembly allowing for better wheelchair access as well as a longer pull rod for shower activation.

# AXION® :: ACCESSIBILITY



**Model 8904**

Counter-mounted eye/face wash with AXION eye/face wash and body spray head. Activated with simple squeeze lever operation. 8-foot (244 cm) green hose for extended coverage area to further optimize the irrigation.




**Model 8905**

Wall-mounted eye/face wash with AXION eye/face wash and body spray head, and 12-foot (366 cm) yellow recoil hose. Unit is activated with simple squeeze lever operation.

**Model 8164**

Recessed drench shower with hi-polished stainless steel showerhead and self-regulating shower stream. Reduced installation time as valve assembly is pre-built.



**Model 7610**

Barrier-free pull down eye/face wash with AXION MSR head. Easy activation fold-down design. Extended length pull-down arm to accommodate wheelchair access. Activation and deactivation occur at a 30-degree angle limiting water splash. Counter or wall rear-mount design allows the sink to remain open to other uses.



**Model 7611**

Lab unit is installed in accessible sink locations. AXION MSR eye/face wash head is easily activated by the emergency equipment's swing-out design. Side-mount design allows the unit to be mounted from either side of the sink.



**Model 7360BTWC**

Barrier-free emergency AXION MSR eye/face wash head assembly. Equipped with an in-line 50 x 50 mesh water strainer and pop off dust cover. Space-efficient design allows the unit to be mounted in easily accessible locations while providing a barrier-free installation. The low profile accommodates wheelchair access. Eye/face wash and valve assembly is pre-built and fully water/pressure tested. Unit comes with trap and tailpiece.



**Model 7612LH**

Sink or counter-mounted eye/face wash features a AXION MSR stainless steel eye/face wash head. Swing-away, left-hand operation allows the area stays clear for everyday use. Dust cover for protection from debris when not in use. Unit is also available for right-hand operation.

# AXION ADVANTAGE™

## Haws® Introduces AXION® for All

*AXION Advantage* is designed to upgrade your facility's emergency eyewash and shower systems. The Medically Superior AXION MSR™ design and technology improves existing emergency equipment with the optimal victim comfort solution while maintaining ANSI compliance.\*

*Image at left: AXION Advantage eye/face wash head installed on Encon Model 01050216*



With four Advantage systems providing the necessary pieces to convert 80% of existing competitive eyewashes and showers, your facility will have the tools to upgrade older *Haws* products, replace ineffective competitive products and test for continued ANSI compliance.

Upgrading to the Advantage system is easy; simply remove the existing head, select one of the supplied connectors, and attach the *AXION Advantage* head.

### Model **AX13**

*AXION Advantage* eye/face wash upgrade system with green ABS plastic eye/face wash head

### Model **AX13S**

*AXION Advantage* eye/face wash upgrade system with stainless steel eye/face wash head

### Model **AX14**

*AXION Advantage* eye/face wash upgrade system with green ABS plastic eye/face wash head and showerhead

### Model **AX14S**

*AXION Advantage* eye/face wash upgrade system with stainless steel eye/face wash head and showerhead



Model **AX14**



Model **AX14S**

# AXION® eyePOD®



The AXION eyePOD, a faucet-mounted eyewash providing facilities with AXION MSR eyewash irrigation capabilities in an attractive, low cost, compact package.

The sleek, smooth, stainless steel exterior of the eyePOD is easy to clean and use. The polished surface is cosmetically suited for any setting, and the stainless steel construction is rugged enough for any industrial application.

## FEATURES & BENEFITS

### INVERTED DIRECTIONAL LAMINAR FLOW

Zero vertical velocity for maximum victim comfort.

### BUILT-IN THERMOSTATIC SAFETY VALVE

Automatically shuts off eyewash flows at 100° F (37° C), diverting all water out through the aerator at the bottom of the unit to prevent scalding of the eyes.

### EASY INSTALLATION

Standard 55/64-27 thread faucet connection comes with four additional adaptors allowing the eyePOD to be used on multiple faucets.

### ADAPTERS:

Standard 1/2 gallon faucet outlet flow with second 1-gallon laminar outlet also supplied.

### CERTIFIED TO:

NSF61, California Health and Safety Code 11675 (AB 1953), as well as ANSI/ISEA Z358.1 and CSA B125.

# AXION MSR™

## FEATURES & BENEFITS

- AXION MSR eye/face wash head assembly
- AXION stainless steel showerhead with hydrodynamic design for equal distribution of water throughout flow
- Valve is designed to make flushing of fluid occur with the pull of a lever
- Pull-down design for wheelchair accessibility
- Eye/face wash and valve assembly is pre-built and fully water/pressure tested
- 18-Gauge Type 304 stainless steel cabinet



### Model 8355WCW

Barrier-free, fully-recessed combination unit features the AXION stainless steel showerhead with the AXION MSR eye/face wash. Fully-recessed design with pull-down lever to activate shower. Chrome-plated brass pull-down valve for eye/face wash and easy access in-line strainer.



### Model 8356WCDD

Barrier-free, fully-recessed, combination unit features the AXION stainless steel showerhead with the AXION MSR eye/face wash. Wall flush-mount design with pull-down lever to activate shower. Stainless steel drain pan to collect wash waste within cabinet, with day light drain.



### Model 7656WCSM

Wheelchair accessible surface-mount unit features the AXION MSR eye/face wash. Stainless steel deep-drawn cabinet and surface-mount support enclosure, polished chrome-plated brass pull-down valve with easy access in-line strainer. Perfect for mounting on block or solid walls which cannot be cut into.



### Model 7656WCC

Barrier-free, fully-recessed, wall-mounted unit features the AXION MSR eye/face wash. Chrome-plated brass pull-down valve for eye/face wash and easy access in-line strainer. Stainless steel drain pan to collect wash waste within cabinet.



# BARRIER-FREE LAB PRODUCTS



**Model 8356WCSM**

Wheelchair accessible surface-mount combination unit features AXION stainless steel showerhead and AXION MSR eye/face wash with a pull-down lever to activate shower. Perfect for mounting on block or solid walls which cannot be cut into. Easy access exterior mounted in-line strainer.



**Model 8356WCW**

Barrier-free combination unit features the AXION stainless steel showerhead with the AXION MSR eye/face wash. Fully-recessed wall-mount design with pull-down lever to activate shower. Stainless steel drain pan to collect wash waste within cabinet.



**Model 8356WCC**

Barrier-free, wall-mounted, fully recessed combination shower unit features the AXION stainless steel showerhead with the AXION MSR eye/face wash. Design of the shower allows for flush in the ceiling mounting, or to hang down from the ceiling. Stainless steel drain pan to collect wash waste within cabinet.



**Model 8355WCC**

Fully-recessed combination shower unit features the AXION stainless steel showerhead with the AXION MSR eye/face wash. Stainless steel deep-drawn cabinet and polished chrome-plated brass pull-down valve with easy access in-line strainer.



**Model 7655WCSM**

Wheelchair accessible surface-mount AXION MSR eye/face wash. Chrome-plated brass pull-down valve for eye/face wash and easy access in-line strainer. Perfect for mounting on block or solid walls which cannot be cut into.



**Model 7655WCC**

Fully-recessed, wall-mounted unit features the AXION MSR eye/face wash. Stainless steel deep-drawn cabinet and polished chrome-plated brass pull-down valve with easy access in-line strainer.

# AXION® THERMOSTATIC MIXING VALVES



Our line of AXION thermostatic mixing valves have been designed specifically for tempered water blending in emergency equipment. All systems are a modular, brass design construction with a one-piece casting using internal check stops, oversized valve seats, a shuttle design that virtually eliminates valve binding and funnel technology designed to improve temperature control with better mixing at low flow rates. The series of valves can handle blending for a single eye/face wash to multiple emergency shower and eye/face wash fixtures.



**Model 9202E**

AXION thermostatic mixing valve that mixes hot and cold water to supply tempered water to emergency eyewash and shower fixtures requiring flow up to 78 GPM (295 LPM). CSA Certified to ASSE 1071 and applicable sections of CSA B125.3.



**Model 9201E**

AXION thermostatic mixing valve that mixes hot and cold water to supply tempered water to emergency shower and eyewash fixtures requiring flow up to 31 GPM (117 LPM). CSA Certified to ASSE 1071 and applicable sections of CSA B125.3.

## FLOW CAPACITIES

MODEL	INLET	OUTLET	MINIMUM FLOW	INTERNAL COLD WATER BY-PASS AT 30PSI DROP	PRESSURE DROP												
					1	2	5	10	15	20	25	30	45	60	PSI		
9202E	1-1/4"	1-1/4"			.069	.138	.345	.689	1.03	1.38	1.72	2.07	3.10	4.13	BAR		
			1	50	14	20	32	45	55	64	71	78	95	110	GPM		
			4	299	53	76	121	170	280	242	269	295	360	416	L/MIN		

MODEL	INLET	OUTLET	MINIMUM FLOW	INTERNAL COLD WATER BY-PASS AT 30PSI DROP	PRESSURE DROP												
					1	2	5	10	15	20	25	30	45	60	PSI		
9201E	1-1/4"	1-1/4"			.069	.138	.345	.689	1.03	1.38	1.72	2.07	3.10	4.13	BAR		
			1	20	6	8	13	18	22	25	28	31	38	44	GPM		
			4	76	22	30	48	68	83	96	107	117	144	166	L/MIN		



## FEATURES & BENEFITS

- Lowest internal pressure drop for this class of valve
- Custom shuttle design to virtually eliminate valve binding
- Offering NSF/ANSI 372 AB1953, reduction of lead content, compliance in select models
- Funnel design improves temperature control with better mixing at low flow rates
- Highest Cold Water Bypass flow rate by class in the industry
- Actively suspends hot water when cold water supply is lost to protect against scalding
- Lime and calcium resistant components used throughout the construction
- Extended 3-year warranty



Model **9201EFE**

AXION thermostatic mixing valve that mixes hot and cold water to supply tempered water to emergency eyewash fixtures requiring flow up to 12 GPM (45 LPM). CSA Certified to ASSE 1071 and applicable sections of CSA B125.3.



Model **9201EW**

AXION thermostatic mixing valve that mixes hot and cold water to supply tempered water to emergency eyewash fixtures requiring flow up to 10 GPM (37.9 LPM). CSA Certified to ASSE 1071 and applicable sections of CSA B125.3.

## FLOW CAPACITIES

MODEL	INLET	OUTLET	MINIMUM FLOW	INTERNAL COLD WATER BY-PASS AT 30PSI DROP	PRESSURE DROP										
					1	2	5	10	15	20	25	30	45	60	PSI
<b>9201EFE</b>	1/2"	3/4"			.069	.138	.345	.689	1.03	1.38	1.72	2.07	3.10	4.13	BAR
			1	10	2	3	5	7	9	10	11	12	15	17	GPM
			4	38	8	12	19	26	32	37	41	45	56	64	L/MIN

MODEL	INLET	OUTLET	MINIMUM FLOW	INTERNAL COLD WATER BY-PASS AT 30PSI DROP	PRESSURE DROP										
					1	2	5	10	15	20	25	30	45	60	PSI
<b>9201EW</b>	1/2"	1/2"			.069	.138	.345	.689	1.03	1.38	1.72	2.07	3.10	4.13	BAR
			1	4	2	3	4	6	7	8	9	10	12	14	GPM
			4	14	7	10	16	22	27	31	34	38	44	53	L/MIN

# AXION® THERMOSTATIC MIXING VALVES



## Model TWBS.HF

AXION thermostatic mixing valve that mixes hot and cold water to supply tempered water to emergency shower and eyewash fixtures requiring flow up to 78 GPM (295 LPM). Triple redundant anti-scald protection. High Cold Water Bypass flow rate of 79 GPM (299 LPM). Pressure sensing diverter valve provided that sends a pressure signal to open cold water bypass valve if hot water loses pressure. Lead-free brass design CSA certified to ASSE 1071, NSF 61, NSF/ANSI 372, California Health and Safety Code 116875 (AB 1953-2006) and applicable sections of CSA B125.3.

## Model TWBS.SHE

AXION thermostatic mixing valve that mixes hot and cold water to supply tempered water to emergency eyewash fixtures requiring flow up to 74 GPM (280 LPM). Redundant anti-scald protection with additional hot shut-off valve providing secondary level of protection. High Cold Water Bypass flow rate of 50 GPM (189 LPM). Lead-free brass design CSA certified to ASSE 1071, NSF 61, NSF/ANSI 372, California Health and Safety Code 116875 (AB 1953-2006) and applicable sections of CSA B125.3.

### FLOW CAPACITIES

MODEL	INLET	OUTLET	MINIMUM FLOW	INTERNAL COLD WATER BY-PASS AT 30PSI DROP	PRESSURE DROP										
					1	2	5	10	15	20	25	30	45	60	PSI
TWBS.HF	2"	2"			.069	.138	.345	.689	1.03	1.38	1.72	2.07	3.10	4.13	BAR
			1	79	14	20	32	45	55	64	71	78	95	110	GPM
			4	299	53	76	121	170	280	242	269	295	360	416	L/MIN

MODEL	INLET	OUTLET	MINIMUM FLOW	INTERNAL COLD WATER BY-PASS AT 30PSI DROP	PRESSURE DROP										
					1	2	5	10	15	20	25	30	45	60	PSI
TWBS.SHE	1-1/4"	1-1/4"			.069	.138	.345	.689	1.03	1.38	1.72	2.07	3.10	4.13	BAR
			1	50	13	19	30	43	52	60	68	74	91	105	GPM
			4	189	49	72	114	163	197	227	257	280	344	397	L/MIN



**Model 9201H**

Lead-free AXION thermostatic mixing valve that mixes hot and cold water to supply tempered water to emergency shower and eyewash fixtures requiring flow up to 31 GPM (117 LPM). High Cold Water Bypass flow rate of 20 GPM (76 LPM). CSA Certified to ASSE 1071, NSF 61, NSF/ANSI 372, California Health and Safety Code 116875 (AB 1953-2006) and applicable sections of CSA B125.3.

**Model TWBS.EWE**

AXION thermostatic mixing valve that mixes hot and cold water to supply tempered water to emergency eyewash fixtures requiring flow up to 12 GPM (45 LPM). Redundant anti-scald protection with additional hot shut-off valve providing secondary level of protection. High Cold Water Bypass flow rate of 10 GPM (38 LPM). Lead-free brass design CSA certified to ASSE 1071, NSF 61, NSF/ANSI 372, California Health and Safety Code 116875 (AB 1953-2006) and applicable sections of CSA B125.3.

**FLOW CAPACITIES**

MODEL	INLET	OUTLET	MINIMUM FLOW	INTERNAL COLD WATER BY-PASS AT 30PSI DROP	PRESSURE DROP										
					1	2	5	10	15	20	25	30	45	60	PSI
9201H	1"	1-1/4"			.069	.138	.345	.689	1.03	1.38	1.72	2.07	3.10	4.13	BAR
			1	20	6	8	13	18	22	25	28	31	38	44	GPM
			4	76	23	30	49	68	83	95	106	117	144	167	L/MIN

MODEL	INLET	OUTLET	MINIMUM FLOW	INTERNAL COLD WATER BY-PASS AT 30PSI DROP	PRESSURE DROP										
					1	2	5	10	15	20	25	30	45	60	PSI
TWBS.EWE	1/2"	3/4"			.069	.138	.345	.689	1.03	1.38	1.72	2.07	3.10	4.13	BAR
			1	10	2	3	5	7	9	10	11	12	15	17	GPM
			4	38	8	12	19	26	32	37	41	45	56	64	L/MIN

# TEMPERED WATER BLENDING



## Model 9326

Tankless Heater Solution, an electric water heating system designed to eliminate the need for large water storage tanks, as well as the continuous energy demand to maintain them at higher temperatures. This system will provide safety showers and eyewashes with an unlimited supply of tepid water, eliminating the "recovery time" needed to reheat large storage tanks after use. Controlled heater package housed in a NEMA 4 enclosure. Also available with a stainless steel enclosure, Model 9327. Multiple configurations are available for your specific project. *Standard models 9326 & 9327 are not for use in freezing environments.*



## Model 9400

All weather, instantaneous, steam-heated, tepid water system. Steam enters a brazed plate heat exchanger, instantly heating the water. Unit provides 3 to 25 GPM (94.6 to 11.4 LPM) of tepid water. An ASSE 1071 certified mixing valve blends hot and cold water to produce an output of 80° F (26.6° C) tepid water. Operates on typical plant steam pressure, 45-60 PSIG is recommended. Low pressure system is available for 15-45 PSIG steam. Additional valves keep the system preheated, freeze protected and scald protected. The steam valve will remain closed should there be a loss of water pressure.

# EMERGENCY SHOWERS :: SKIDS



## Model 8710\*

Heated AXION shower and eye/face wash booth supplies tempered water for flushing during emergency situations in all-weather conditions. Can be used as a complete stand-alone decontamination unit and/or used as a multiple shower feeder. With a number of different hot water supply options, electrical options, blending options and multi-unit supply capabilities, it is adaptable to almost any emergency shower requirement.



## Model 8780\*

Skid-mounted tempering system can supply a number of drench systems or eyewash stations. This single or multiple shower and/or eyewash feeder is designed to operate with a number of tempering and electrical options. The tempered water blending system includes an integral hot water supply, whether stored or supplied by steam, and incorporates fail-safe features like anti-scald protection and full-flow cold water bypass. The electrical system requires 208/240 VAC single phase, 3 wire 40 amp minimum, though it can be easily adapted for other voltages upon request.

*8780 shown above with additional features than standard model*



## Model 8760

Skid-mounted AXION combination decontamination and tempering system can be used as a complete stand-alone or as a multiple shower feeder. Comes with a tempered water blending system that includes an integral hot water supply, and incorporates fail-safe anti-scald protection and full-flow cold water bypass. Unit can operate with a number of tempering and electrical options.



## Model 8730

Completely enclosed AXION shower and eye/face wash with all-weather foam insulated booth and an internally mounted space heater. During an emergency, a flow switch activated alarm is sounded and a flashing warning light is triggered. Model is customizable to almost any emergency shower requirement.



## Model 8720

Enclosed, outdoor, gravity-fed combination shower and eye/face wash. Includes a 450-gallon (1,703 L) foam-insulated fiberglass overhead tank with foam-insulated fiberglass booth construction. The internal booth temperature is maintained by a 2.5 kW space heater, while a 4kW immersion heater maintains the water tank at a tepid level. Unit also includes AXION MSR eye/face wash technology to align with standard medical protocols and provide a medically superior response.

*\*Variable tank size options, steam heat exchanger or optional electrical classifications available. Instantaneous hot water heater also available.*

# PORTABLE EYEWASHES



## Model 7501

Compact and portable, this model is ideal for remote locations. Gravity fed, it supplies a continuous flow of clean water for a full 15 minutes at .4 gpm (1.5 LPM). Featuring an FDA approved high-density green polyethylene tank easily activated by pulling the yellow activation arm down to the open position.



## Model 7501FP

Freeze-protected 9-gallon (34.1 L) portable gravity-fed eyewash. Eyewash features a thermostatically controlled heater for operating in conditions to -30° F (-34° C), and FDA approved high-density green polyethylene tank that provides for full 15 minutes of flushing at .4 GPM (1.5 LPM). Electrical requirements are 120V/720W, unit is supplied with an eight-foot power cord. Optional bacteriostatic additive permits water storage for up to three months.



## Model 7601.10.2

Pressurized, portable eyewash and body spray combining the use of twin ABS plastic eyewash heads with a green ABS face and body-spray head. Features a 13-gallon (49.2 L) ASME rated stainless steel tank. Protective measures include: air pressure gauge, pressure relief valve, and tire-type air fill valve. Includes a 6-foot (2 m) hose. Uses optional 9008 cart for site transport.



## Model 7601.37

Air pressure operated, portable eyewash and body spray provides a reliable source of safety for irrigation. Combines the use of twin ABS plastic eyewash heads with a face and body spray head. ASME rated 37-gallon (140 L) stainless steel tank. Protective measures include: air pressure gauge, pressure relief valve, and tire-type air fill valve. Includes a 6-foot (2 m) hose. Uses optional 9008 cart for site transport.



## Model 7602.15

Air pressure operated, 15-gallon (56.78 L) personal portable eyewash, providing a reliable source of safety for the irrigation process. Protective measures include: air pressure gauge, pressure relief valve, tire-type air fill valve. Uses optional 9008 cart for site transport.



## Model 9082

Sterile bacteriostatic preservative for use in portable eyewash stations. One 5 oz. (148 ml) bottle will preserve 5 to 20 gallons (18.9 to 75.7 L) of portable water for up to three months. Four bottles per carton.

# ACCESSORIES



**Model SP829SS**

AXION stainless steel drench showerhead with integral flow control. 10-5/8" (27 cm) all stainless steel drench showerhead with hydrodynamic design delivers dispersed flow for uniform drenching.



**Model SP829**

10-5/8" (27cm) ABS green plastic drench AXION showerhead delivers dispersed flow for uniform drenching. Hydrodynamic design minimizes the strong physical pressure that drives the water to the outer rim making the distribution equal across the entire footprint of the flow.



**Model SP65SS**

AXION MSR stainless steel eye/face wash head with inverted directional flow, integral flow control, and laminar flow enhanced comfort, stability and effectiveness.

(Not for use with freeze resistant models). Green ABS plastic option available, Model SP65.



**Model SP154DPDT**

Flow switch for use with the 9001 and 9001EXP alarms. AC, 125/250 volts, 5 amps, double pole, double throw.



**Model 9001EXP**

Emergency alarm and light system that is operated by a double-pole, double-throw flow switch. Can be mounted to pipe or wall. Class 1, Division 2, Groups B, C and D.



**Model 9001**

Emergency alarm and light system that is operated by a double-pole, double-throw flow switch when the emergency shower or eyewash is in operation. System can be mounted to pipe or wall.



**Model 9020**

3-sided sign for combination shower and eyewash units. Can be wall mounted for 2-way visibility, upright for 3-sided visibility.



**Model SP157B**

Brass automatic thermal actuator scald protection bleed valve opens when internal water temperature in emergency equipment exceeds 95° F (35° C). 1/2" (1.27 cm) NPTF inlet and outlet.



**Model SP158B**

Brass automatic thermal actuator freeze protection bleed valve opens when internal water temperature in emergency equipment falls below 36° F (2.2° C). 1/2" (1.27 cm) NPTF inlet and outlet.



**Model SP170**

Test card with space for date and initials of inspector. 25 per pack. Includes zip ties.



**Model 9015**

Eyewash gauge and 6 in. (15 cm) ruler. 6 per pack.



**Model 9010**

Shower test kit.



**Model 9037**

Privacy curtain.

# AXION MSR™

Doctors' First Choice  
for Injury Reduction

## US/Canada

Haws HQ • [www.hawsco.com](http://www.hawsco.com) • +1.888.640.4297

## Mexico/Central America

Haws HQ • [www.hawsco.com](http://www.hawsco.com) • +1.775.359.4712

## South America

Haws Avlis • [www.hawsavlis.com.br](http://www.hawsavlis.com.br) • +55.11.4813.9977

## Asia Pacific

Haws Singapore • [www.haws.sg](http://www.haws.sg) • +65.6367.0359

## Europe/Middle East/Africa

Haws Switzerland • [www.haws.ch](http://www.haws.ch) • +41 (0) 34.420.6000

